

PROFESSIONAL TYPE AUTOMATIC CARPET & RUG WASHING MACHINES

With the use of control pannel on the machine ,how much water and detergent to be used and how long brushing and drying will be made can be adjusted and put into the systems memory.Provided with this washing program, desired quality of cleaning can be used as standart and as many times as needed. The computer system enables operator to diversify washing time, consumption of water and detergent and set it into the system'memory for later use.



BRS320 Automatic Carpet Washing Machine

Saves up to 80% on chemicals,water,detergant and labor. With the computer controlled system every and each square meter of carpets brushed equally Whether a carpet is lightly soiled or very dirty ,the speed of a manual machine and the opafetor stays at a constant rate. Provided with PLC controlling unit ,speed of the brushes or the machine itself can be adjusted in 40 different levels. Operator of the manuel washing machine's attention can't be same for 10 hours however, automatic carpet washing machine can provide same standart quality of cleaning without time limitation .



CARPET & RUG DRYER MACHINES (CENTRIFUGE)



RL 1400 A

MODEL	VOLTAGE (V-Hz)	MOTOR POWER (Kw/Hp)	MOTOR CYCLE (D/dk.)	DRUM ROTATION (D/dk.)	Internal Drum Size (mm)	INSIDE LENGTH DRUM
RL 1400 A	380-50	5,5 - 7,5	1400	1200	385	2700
RL 1400 T	380-50	5,5 - 7,5	1400	1200	385	2700
RL 1200	380-220-50	4 - 5,5	1400	1200	320	2700

Freshly washed wet carpets are rolled and placed into the carpet drier machines, thorough time adjusted role, in aproximately 2 minutes later carpet comes out five persent humid. Then it requires to be left for drying for two to three hours before its ready for delivering. Colors do not mix. Polluted water does not leak in the eaves. Signs of folding does not accur. Centrifuge system allows carpets to come out with the feature of being ironed.It also runs quite and smoothly.

DE-HUMIDIFIER (CARPET DRYER) MACHINE

Carpet De-Humidifier (drier) Machine

Industrial de-humidifiers mainly used for drying of carpets, paint, food,concrede etc.



DRY 60

MODEL	DRY 60
VOLTAGE (V/Hz)	380 - 50
MOTOR POWER (Hp)	3
FAN ROTATION SPEED (r/dk)	1400
HEAT (Kcal)	13,500
DIMENSIONS (L x W x H) (cm)	80-126,5-

In a 60 m³ room around 200 to 250 m² of carpets can be completely dried in 9 hours



RL 1400 T



غسالات السجاد والزل الآلية بالكامل عالية الجودة وعصارات زل وسجاد عملاقة بعد مقاسات ومغاسل بطائيات متانة جودة عالمية



شركة الكون النموذجية للتجهيزات المحدودة
الكون لبيع الأجهزة الكهربائية

مغاسل المفروشات - مغاسل السيارات - أجهزة صيانة السيارات - أجهزة صناعية

ت: ٢٠٦٣٦١٣ ف: ٦٦٨٧٤٣٤ ج: ٠٥٩١٠٠٨٠٣٢ - ٠٥٦٤٦٤٢٨١٤ - ٠٥٩٥٠١١٢٨١

AIR COMPRESSORS



CLEANVAC AIR 75 500

Equipped with automatic **START - STOP** system ,single or double stage working available. High air flow, protection against high amperage, easy installation

MODEL	MOTOR (Kw/Hp)	Lt./dk.	BAR	TANK CAPACITY (Lt.)
CLEANVAC AIR 30-200	2,2/3	250	8	200
CLEANVAC AIR 55-300	4/5,5	600	8	300
CLEANVAC AIR 55-300-2	4/5,5	450	12	300
CLEANVAC AIR 75-500	5,5/7,5	670	8	500
CLEANVAC AIR 75-500-2	5,5/7,5	530	8	500
CLEANVAC AIR 100-500	7,5/10	900	8	500
CLEANVAC AIR 100-500-2	7,5/10	1050	12	500
CLEANVAC AIR 150-1000	7,5/15	1600	8	1000
CLEANVAC AIR 300-1000	22/30	3000	12	1000

RECIPROCATING
AIR
COMPRESSORS



CLEANVAC AIR 30 200 Lt

MOBIL HIGH VACUUMING - PRESSURE WASHING AND STEAM MACHINES



production of specific cleaning technologies according to consumer needs

Vacuuming capacity of 5-100kw
Any size of tanks available
100 to 4000 bar pressure options
Gasoline / Diesel engine options
Production of hauler at desired power
3 to 50kw steam units (production possibilities of steam generators at desired power)



INDUSTRIAL QUILT WASHING MACHINE



Automatically mixes water and detergants ,washes with Hot and Cold water and has spin drying option

WM 30

YORGAN BATTANIYE ve ÇAMAŞIR YIKAMA MAKİNASI

MODEL	MOTOR POWER (KW)	SPIN RATE (RPM)	WASHING CAP. (KG)
WM 30	7,5	600	30
WM 50	11	500	50

CARPET Dusting Machine

MODEL	HTM 210	HTM 320
WORKING PRINCIPLE	Dövücü / Vakumlama	Dövücü / Vakumlama
VOLTAGE (V.Hz)	380 - 50	380 - 50
TOTAL POWER (Kw)	3,3	5,5
MAX CARPET WIDTH (MM)	2100	3200
VACUUM CAPACITY (L/M)	2800	4000
DUST BAG CAPACITY (L)	80	80
DIMENSIONS (W-L-H) (MM)	1100 - 2500 - 1000	1100 - 3500 - 1000
WEIGHT (KG)	250	350

CARPET Dusting Machine

Studies have proven that 50 to 100gr of dust is noticed to come out of every average 6 sqm rug that goes through dusting machines. Dusting rugs before washing reduces the time ,water and detergants needed to reach ultimate cleaning. 300 to 500sqm carpets can be de-dusted in about an hour through Automatic duster. Average electrical consumption is 4kw and hour, which makes it not only economic to use but also easy to operate and maintain.



HTM 210




شركة الكون النموذجية للتجهيزات المحدودة الكون لبيع الأجهزة الكهربائية

مغاسل المفروشات - مغاسل السيارات - أجهزة صيانة السيارات - أجهزة صناعية

ت: ٢٠٦٣٦١٣ ف: ٦٦٨٧٤٢٤ ج: ٠٥٩١٠٠٨٠٣٢ - ٠٥٦٤٦٤٢٨١٤ - ٠٥٩٥٠١١٢٨١

HIGH PRESSURE HOT - COLD WATERLESS STEAM WASHING MACHINES



HOT - COLD WASHERS



3 units of ceramic pistons
Fuel consumption of 6-8 lt/hour
Pressure and heat resistant hose Length (10m)
Vertical boiler burner system in hot/cold water models By-pass unit protects pump motor group from over pressure. Thermal protector against motor over heat
Thermostatic control for temperture adjustment in hot/cold water models
Detergant and chemical use Quiet and smooth operation.



COLD WATER PRESSURE WASHERS

MODEL	HP 150	HP 170	HP 200	HP 220	HP 300	HP 400
VOLTAGE (V-HZ)	220-50	380-50	380-50	380-50	380-50	380-50
ENGINE POWER (Kw)	3	4	5,5	7,5	11	18,5
WATER FLOW (L/min)	11	13	14	16	18	25
PRESSURE (Bar)	150	170	200	250	300	400
MOTOR POWER	1400	1400	1400	1400	1400	1400

HOT-COLD and STEAM WASHERS

MODEL	IHP 150	IHP 170	IHP 200	IHP 220	IHP 300
VOLTAGE (V-HZ)	220-50	380-50	380-50	380-50	380-50
ENGINE POWER (Kw)	3	4	5,5	7,5	11
WATER FLOW (L/min)	11	13	14	16	18
PRESSURE (Bar)	150	170	200	250	300
MOTOR POWER	1400	1400	1400	1400	1400

WATERLESS STEAM CAR WASHER



AUTO DS 1500

This machine has been specially designed for cleaning and disinfecting hard to reach surfaces and areas where waterless cleaning is required such as machinery parts or electrical panels ..etc. 170 degrees of high pressure steam not only cleans but also disinfects the surfaces. Exterior and engine of any type of vehicles can be cleaned using steam in short time without wasting more than 5 liters of water

MODEL	VOLTAGE (V-Hz)	STEAM RESISTANCE (Watt.)	MAXIMUM PRESSURE (Bar)	MAXIMUM TEMPERATURE	STEAM GENERATION (P.h/Lt.)	DETERGENT TANK (Lt.)
AUTO DS 1000	380-50	10,000	10	170°	14	3
AUTO DS 1500	380-50	15,000	10	170°	21	3

PRESSURE MACHINES THAT ARE SPECIALLY IMPROVED FOR HEAVY DUTY USAGE

Low RPM & Longer life
1000 Rpm a minute

HOT-COLD and STEAM WASHERS

MODEL	HD 200	HD 250	IHD 200	IHD 250
VOLTAGE (V-HZ)	380-50	380-50	380-50	380-50
ENGINE POWER (Kw)	5,5	7,5	5,5	7,5
WATER FLOW	15	18	15	18
PRESSURE (Bar)	200	250	200	250
MOTOR CYCLE	1000	1000	1000	1000



IHD 200

Improved for heavy duty work conditions and nonstop long using. Ideal for busy car wash stations



HD 200

INDUSTRIAL TYPE WET&DRY SWEEPERS and CARPET EXTRACTORS

WD 753



WD 602



WD 501



Our EWD series of machines feature industrial type of sweeping as well as cleaning carpet and upholstery. They can also be used on all kinds of floors (marble, carpet, parquet, mosaic, ceramic, etc) for both wet and dry. (water extraction)



EWD 602



EWD 753

Durable and esthetical steel body. Great power and continous vacuuming with double fanned by-pass vacuum motors Deep&high capacity of cleaning High quality and manueverable high carriage(trolley) Great capacity of filter surface ensures a long term&trouble free usage. Countless advantages and options of 1200 to 3600 Volt motor power and also 20 to 75 liter motor capacity A great alternative of usage (wet or dry vacuuming water suction) with WD series vacuum cleaners that can be used on any type of floors (carpet, marble, parquet, masaic, ceramics...etc.) Ideal for offices, factories&workshops, schools, auto mechanic shops, mosques,....etc.

MODEL	VOLTAGE (V-Hz)	MOTOR POWER (Watt)	TANK CAPACITY (Lt)
WD 401	220-50	1200	40
WD 501	220-50	1200	50
WD 602	220-50	2400	60
WD 753	220-50	3600	75

WET & DRY SWEEPERS WITH CARPET EXTRACTION

MODEL	VOLTAGE (V-Hz)	MOTOR P. (Watt)	DIRTY WATER TANK CAP.	CLEAN WATER TANK CAP.	WATER PRESSURE (Bar)
EWD 501	220-50	1200	50	6	5
EWD 602	220-50	2400	60	8	5
EWD 753	220-50	3600	75	10	10

ASYNCHRONOUS MOTORED HIGH POWER VACUUM SWEEPERS

Powerful vacuuming power between 1000 watts and 25000 watts Wide and efficient filtration system. High maneuver capability Asynchronous motors enable the machines to run nonstop up to 24 hours (mono-phase-three-phase) Comprehensive and efficient dust filtration system that suitable of vacuuming any kind of dust Provides the opportunity of vacuuming and storing industrial waste in its large tank Different sizes of hoses available for any purpose of use. Compact series are especially preferred by car washing centers for its long term working capacity

Owing to the features mentioned above, these machines provide solutions without alternatives to DE-DUSTING in sectors such as textile, leather, pharmaceutical, metal, woodworking, flour and foodstuff plants, foundries, paint, ceramic, brick and tile manufacturing

Alternatives to vacuuming power from 1000 watts to 25000 watts

MODEL	POWER (V-Hz)	MOTOR P. (Watt)	TANK CAPACITY (LT)
AS 220 C	220-	2200	60
AS 300 C	220-	3000	75
AS 400 C	380-50	4000	75
AS 550 C	380-50	5500	100

ASYNCHRONOUS MOTORED HIGH POWER VACUUM

MODEL	POWER (V-Hz)	MOTOR P. (Watt)	TANK CAPACITY (LT)
AS 300	220-	3000	75
AS 400	380-50	4000	125
AS 550	380-50	5500	125
AS 750	380-50	7500	150
AS 1100	380-50	11000	175
AS 1500	380-50	15000	200



AS 750



AS 550-C



ROTARY BRUSH CARPET SWEEPING MACHINE

Ventilating feature with rotating brush enables the machine to reach and clean the dirt settled in carpets. Absorbing with powerful vacuum helps clean large areas in short time. Providing high quality of cleaning in an economic way Provides easy reaching to the sides and corners with its long hose. Preferred especially for the cleaning of the carpets of the mosques Works quite and smoothly With its polyethylene body its a durable industrial type of a machine



RL 600



MODEL	VOLTAGE (V-Hz)	MOTOR P. (Watt)	BRUSH (W)	BRUSH (Cm)
RL 600	220-50	2400	250	60
RL 400	220-50	2400	250	40



شركة الكون النموذجية للتجهيزات المحدودة

الكون لبيع الأجهزة الكهربائية

مغاسل المفروشات - مغاسل السيارات - أجهزة صيانة السيارات - أجهزة صناعية

ت: ٢٠٦٣٦١٣ ف: ٦٦٨٧٤٣٤ ج: ٠٥٩١٠٠٨٠٣٢ - ٠٥٦٤٦٤٢٨١٤ - ٠٥٩٥٠١١٢٨١

مكاتب كونس للمساجد والقاعات صناعية عالية الجودة تستخدم للشركات واصحاب الفنادق وصالات الأفراح ومراكز العناية بالسيارات شفط مياه واتربة صناعية اوروبية جودة عالية

SELF SERVICE VEHICLE CLEANING MACHINES

SELF SERVICE HOT - COLD VEHICLE WASHING - FOAM and SWEEPING MACHINES



H 220 SS



Self Service
pressure washer

WD 60 OSS



Self Service
vacuum sweeper

EXFO 60 SS




Self service
foam machine

TOKEN OPERATED TIME ADJUSTED HOT/COLD AUTO CLEANING MACHINES (SELF SERVICE)

200 bars of pressure, ceramic pistons, water consumption of 15 lt /min, Economical usage with pre-setting heat, pressure, detergent and cleaning time. Self service saving working time / man power Trigger system and by-pass advantages. Hot and cold operation models

With these token operated machines equipped with a timer, people can clean their own cars themselves on a self-service basis. These machines are secure against external interventions and can be operated for 24 hours. Coin adapter allows these machines to be operated with any type of coins. Working time adjustment is available between 2 to 10 minutes, keeps the number of cars washed in its memory. Strong rotation body (stainless steel option)

HOT AIR BLOWERS



AHTAPOT SUN 68


Rust proof, wear resistant, rotation plastic body. Easy to move around . Equipped with a heat controlling thermostat and adjustable heat wave speed.

Carpet washing factories
Car detail shops
Factories, plants
Workshops
Sports and entertainment centers
Mosques
Greenhouses, farms



FOAM and CHEMICAL SPRAYING MACHINE

Foam and chemical machines provide brushless and spongeless cleaning of any type of a vehicle. It has a working pressure of 4 bar and tank capacity of 60 liters. Equipped with a pressure regulator and safety valve.



CHEMICAL SPRAYING MACHINE EX 60



HEAT CAPACITY HEAT CAPACITY AIR FLOW



شركة الكون النرويجية للتجهيزات المحدودة الكون لبيع الأجهزة الكهربائية

مغاسل المفروشات - مغاسل السيارات - أجهزة صيانة السيارات - أجهزة صناعية

ت: ٢٠٦٣٦١٣ ف: ٦٦٨٧٤٣٤ ج: ٠٥٩١٠٠٨٠٣٢ - ٠٥٦٤٦٤٢٨١٤ - ٠٥٩٥٠١١٢٨١

HARD FLOOR SCRUBBER DRIERS - FLOOR POLISHING VACUUMING MACHINES

RIDE-ON HARD FLOOR SCRUBBER DRIER



First class hard floor maintenance and cleaning with high capacity Saves up to 85 percent on water, chemicals and labor. In a single pass, automatically spreads out the chemical water on the floor in the sametime provides effective cleaning with its high power vacuum. Battered models are capable of running up to four hours on a single charge. Models available capable of cleaning in the range of 1000 to 6000 square meters in only one hour operated by one person Electric, battery powered, self-propelled and rideable models are available Can provide professional cleaning and maintenance for schools, hospitals, markets, business centers and factories

B 12001



B 9001



CABLE AND BATTERY POWERED SCRUBBER DRIERS



E 4501



B 7501

First class hard floor maintenance and cleaning with high capacity Saves up to 85 percent on water, chemicals and labor In a single pass, automatically spreads out the chemical water on the floor in the sametime provides effective cleaning with its high power vacuum Battered models are capable of running up to four hours on a single charge Models available capable of cleaning in the range of 1000 to 6000 square meters in only one hour operated by one person Electric, battery powered, self-propelled and rideable models are available Can provide professional cleaning and maintenance for schools, hospitals, markets, business centers and factories Equipped with a brush guard to provide cleaning without damaging side s and walls. Ease of use in tight spaces and ergonomic design ensures a successful cleaning Adjustable water and detergent use



E 3501

MODEL	BRUSH MOTOR (Volt - Watt)	VACUUM MOTOR (Volt - Watt)	CLEAN-DIRTY WATER TANK (Lt)
E 3501	220/500	220/1200	23/40
B 3501	24/500	24/400	23/40
E 4501	220/550	220/1200	40/50
B 4501	24/500	24/400	40/50
E 7501	220/550	220/1200	80/80
B 7501	24/500	24/400	80/80
B 9001	24/400	24/800	70/50
B12001	24/1200	24/800	100/80

FLOOR SCRUBBING POLISHING AND VACUUMING MACHINES



Used for the purpose of cleaning and polishing of floors (marble, pvc, mosaics etc.) also brushing, scrubbing and cleaning of carpets. Provides an easy and quiet operation Models with belt drive and gear box. These are professional scrubbing and polishing machines for business centers, markets, schools, factories, hospitals and cleaning companies. Our model of SC 43 with its 2hp motor and a large brush, is preferred by carpet washing companies

MODEL	VOLTAGE (V-Hz)	FIRCA MOTOR GÜÇÜ (Hp)	BRUSH MOTOR POWER (Dk.)	BRUSH SPEED (Dk.)	VACUUM MOTOR (Watt)
SC 42	220 - 50	1,5	1400	170	-
SC 43	220 - 50	2	1400	170	-
SC 43 - D	220 - 50	2 x 2	1400	170	-
ESC 42	220 - 50	1	1400	170	1200
ESC 42 - B	24	0,75	1400	170	600

Small area cleaning machine

Providing efficient cleaning in tight and hard to reach areas by scrubbing floors with water and chemicals and

ESC - 42



SC 42



SC 43 D

اجهزة غسيل وفرك الرخام - السيراميك وجميع الارضيات يدوية او سيارات كهربائية متخصصة للمطارات - الجامعات - القرى السياحية وصالات الافراح والمساحات الكبيرة اسعار منافسة جودة ومتانة وضمان لمدة سنة قطع غيار وصيانة



شركة الكون النرويجية للمعدات المحدودة
الكون لبيع الأجهزة الكهربائية

مغاسل المفروشات - مغاسل السيارات - أجهزة صيانة السيارات - أجهزة صناعية

ت: ٢٠٦٣٦١٣ ف: ٦٦٨٧٤٣٤ ج: ٠٥٩١٠٠٨٠٣٢ - ٠٥٦٤٦٤٢٨١٤ - ٠٥٦٤٦٤٢٨١٤ فاكس ٩٦٦١٢٢٠٦٢٦٠٧ ٠٩٥٠١١٢٨١

STREET CLEANING VEHICLES



Turkey's first compact integrated street sweeper improved with the help of «Tubitak» (Turkish science center)

Low investment with savings on managing
Different size and capacities are available
Standardly Equipped with strong vacuuming units
High maneuvering capacity
Simple and easy maintenance schedule

MODEL	MOTOR	Sweeping Speed (Km)	Moving Speed (Km)	Sweeping width (mm)	waste cap. (m³)
ST 750	34	0-10	20	1400	0,75
ST 1000	44	0-10	25	1400	1
ST 1500	44	0-10	25	1600	1,5
ST 2500	60	0-10	25	800	2,5
ST 4000	80	0-10	25	2200	4
ST 6000	110	0-10+	25	2600	6



ST 2500



ST 750

BATTERY POWERED PAY LOAD OR PASSENGER VEHICLES


Alternatives to carrying passengers or pay loads in large open areas.



B 30-2

Quite running
Economic (1,5lt 50km)
Environment friendly
Easy to use
Specific projects welcome
None frequent maintenance required

MODEL	POWER (W)	MAX SPEED (km)	Max DISTANCE (km)	BATTERY (VOLT)
B 30-2	3000	30	50-60	48
B 30-4	3000	30	50-60	48
B 40-4	4000	30	50-60	48
TB 15	1500	60	80-90	48
B 01-10	1000	10	30	24



B 40-4



B 01-10

سيارات كنس ونظافة الشوارع متخصصة للبلديات -
القرى السياحية الجامعات والنوادي الرياضية
سيارات تنقل متعدد الاستخدام لنوادي القولف -
القرى السياحية المطارات المولات والجامعات تعمل
بالبطارية قابلة الشحن قوة ومتانة ضمان وصيانة
خدمات ما بعد البيع لمزيد من الاستفسار راسلنا
sales@alkonesuperclean.com



شركة الكون النرويجية للتجهيزات المحدودة

الكون لبيع الأجهزة الكهربائية

مغاسل المفروشات - مغاسل السيارات - أجهزة صيانة السيارات - أجهزة صناعية

ت: ٢٠٦٣٦١٢ ف: ٦٦٨٧٤٣٤ ج: ٠٥٩١٠٠٨٠٣٢ - ٠٥٦٤٦٤٢٨١٤ - ٠٥٩٠١١٢٨١

PROFESSIONAL TYPE STEAM CARPET&UPHOLSTERY CLEANING MACHINES

Our ISV series are ideal carpet and upholstery washing machines for carpet washing companies, car detailing shops, hotels, mosques, and carpet covered large areas. With its hot water feature tough stains and heavy dirt is removed from the surface of the carpet and seats. Dirty water can also be vacuumed with a high suction power generated by 2 pieces of industrial type of interconnected engines.

Our model of ISV 2800-S produces up to 150-170 degrees of steam through its steam generator. Steam helps dissolve dirt in a short period of time and leaves no wetness on surfaces. Moisture created by steam also disappears quickly. Along with providing high quality of cleaning it also disinfects the surfaces with 150 degrees of heat.

MODEL	VOLTAGE (V-Hz)	VACUUM MOTOR (Volt - Watt)	DIRTY WATER TANK (Lt)	CLEAN WATER TANK (Lt)	HEATER (W)	STEAM POWER (W)
ISV 2800	220/50	2400	20	20	2000	-
ISV 2800-S	220/50	2400	20	35	-	2500



ISV 2800-S

Steam Carpet & Upholstery cleaning (washing) and Disinfecting Machine



ISV 2800

Hot Water Carpet & Upholstery Washing Machine

DOMESTIC STEAM CLEANING ROBOTS - VACUUM SWEEPERS and CENTRAL CLEANING SYSTEMS



Steam cleaning Robot
Cleanvac 6200
3000 watts



Wet & Dry Vacuum
sweeper Cleanvac 5200
1600 watts



Eco 21
Sweeper 1400
watts

Steam Technology in Cleaning



Hard surfaces cleaned easily using steam, hygienic grounds are obtained after removal of grime.

Its easy to get rid of the layer of oil forms over the time on stoves and ovens, using steam makes ovens and stoves look like the very first day in a short time.

With the features of vacuuming, steaming and water filtering, carpet washing made as easy as sweeping.



Thanks to central vacuum cleaning / washing system which brings the most efficient and easiest solution for covered areas like hotels, houses, apartments, offices hospitals schools, ... Etc

While the vacuum cleaner unit is installed in a cellar or an outbuilding such as balcony, attic, ... Etc. The vacuum sockets are installed at certain points throughout the building. And reconnected by a simple network of PVC pipes to the integrated vacuum unit. All you have to do to start cleaning is that you insert the flexible suction hose into a socket and vacuum cleaner switches on automatically.

BENEFITS OF THE CENTRAL SYSTEM

As there is no carrying problem 2-3 times more powerful motor can be used in this unit for more powerful cleaning. Thanks to great motor produces more suction for quicker and better cleaning. The vacuum cleaner that is not installed in the living area of the house provides a quite operation. Every cleaning machine filters the dust, odors and smoke and blows some of them back to the room. But thanks to the central vacuum cleaner system, exhausting the air to outside of the building for a more hygienic cleaning. You don't have to struggle trying to move around a heavy vacuum cleaner. Thanks to integrated vacuum unit making it practical to use. The system removes all house mites, pollen, and other microscopic dust particles and reduces the risk of allergies and asthma.

Suction Power	: 1500 - 15,000 (Watts)
Air flow	: 3,500 - 18,000 (LT/min)
Tank Capacity	: 30 - 70 (Lt)

مكائن غسل المفروشات بالشامبو - بخار
- حار - بارد قوة شطف نظافة أكيدة صناعة
أوروبية عالمية عالية الجودة للمنازل -
الفنادق شركات النظافة والمراكز التجارية



شركة الكون النموذجية للتجهيزات المحدودة

الكون لبيع الأجهزة الكهربائية

مغاسل المفروشات - مغاسل السيارات - أجهزة صيانة السيارات - أجهزة صناعية

ت: ٢٠٦٣٦١٣ ف: ٦٦٨٧٤٣٤ ج: ٠٥٩١٠٠٨٠٣٢ - ٠٥٦٤٦٤٢٨١٤ - ٠٥٩٥٠١١٢٨١

Hot water ggh-pressure cleaning machine

مواصفات جهاز غسيل متعدد الإستخدام بالماء الحار ضغط عالي
اجهزة عالية الجودة متطورة اوروبية الصنع متحركة ضغط عالي

Hyper L

GUARANTEED


Hyper L
(single phase)

Easy access to main
mechanical components


Impact and weather
resistant, single piece
polypropylene cover



Lance/gun holder



- Vertical burner with high thermal efficiency steel coil.
- Safety valve.



- Auxiliary motor for burner air cooling and mechanical two ways fuel pump.



- Temperature regulation gauge with high sensitive stainless steel sensor.
- Low fuel lamp and cut-off.

Optional:

- Hose-reel with brake (hose not included) cod.6.608.0018



HYPER L 1211 LP

Code	8.621.0921
operat. pressure/max	30÷110 bar (max1.50)
operat. pressure/max	435÷1595 psi (max 2175)
delivery rate	330÷660 l/h
delivery rate	1.52÷2.91 GPM
abs. power/voltage	3000W-230V-50Hz 1 ph
Motorpump type / RPM	CL3 / 1450
diesel tank/detergent tank	18/3,0 l.-4.8/0.79 gal
max temp. inlet/outlet	40 °C / 140 °C
fuel consumption/heat output	4,72 l/h -1,25 gal/h / 58 kW
machine dimensions	94x65x90 cm
machine weight	125 kg / 275 lbs



شركة الكون النموذجية للتجهيزات المحدودة
الكون لبيع الأجهزة الكهربائية

مغاسل المفروشات - مغاسل السيارات - أجهزة صيانة السيارات - أجهزة صناعية

ت: ٢٠٦٣٦١٣ ف: ٦٦٨٧٤٣٤ ج: ٠٥٩١٠٠٨٠٣٢ - ٠٥٦٤٦٤٢٨١٤ - ٠٥٩٥٠١١٢٨١

www.alkonesuperclean.com

sales@alkonesuperclean.com



Kolumbo 2way
With double guns
for two operators




Watch the video on youtube:
www.youtube.com/lavorpro



Only Kolumbo cordless
standard on board

Standard accessories:



- Unit can be continually refilled
- Kolumbo 2way designed for use with 2 guns



- Vertical burner with high thermal efficiency steel coil.
- Auxiliary motor for burner.



- User-friendly control panel
- Integrated detergent tank with detergent delivery controlled by the gun

	KOLUMBO	KOLUMBO CORDLESS	KOLUMBO 2way
Code	8.628.0002	8.628.0010	8.628.0011
Electric source	1Ph 110-120V, 220-240V / 50,60Hz	1x12V DC 75Ah C5	1Ph 110-120V, 220-240V / 50,60Hz
Connected Load	350 W	350 W	350 W
Fuel / water tank	25 / 25 lt	25 / 25 lt	25 / 25 lt
Burner Fuel	Diesel	Diesel	Diesel
Fuel Consumption	3,0 lt/hr	3,0 lt/hr	3,78 lt/hr
Pre-heating time	5 min.	5 min.	5 min.
Steam Production	37,5 kg/h	37,5 kg/h	47 kg/h
Steam Pressure	10 bar	10 bar	10 bar
Steam Temperature	178°C	178°C	178°C
Machine dimensions	90(L)×65(B)×80(H) cm	90(L)×65(B)×80(H) cm	90(L)×65(B)×80(H) cm
Machine weight	122 kg - 268 lbs	140 kg - 308 lbs	122 kg - 268 lbs



شركة الكون النرويجية للتجهيزات المحدودة

الكون لبيع الأجهزة الكهربائية

مغاسل المفروشات - مغاسل السيارات - أجهزة صيانة السيارات - أجهزة صناعية

ت: ٢٠٦٣٦١٣ ف: ٦٦٨٧٤٣٤ ج: ٠٥٩١٠٠٨٠٣٢ - ٠٥٦٤٦٤٢٨١٤ - ٠٥٩٥٠١١٢٨١

جهاز غسل سيارات بالبخار متحرك ديزل كهرباء متوفر منه جهاز بمسدس واحد

لخدمة سيارة واحدة او بمسدسين لخدمة سيارتان في ان واحد شامبو بخار ١٠ بار راجه

الصورة للمواصفات عالية .

Sweepers

www.alkonesuperclean.com
sales@alkonesuperclean.com



SWL R 850 ET



SWL R 1000 ET
SWL R 1000 ST



SWL R 1000 ET Bin-Up
SWL R 1000 ST Bin-Up

Code	Model	Page	Type	Traction	Main brush width	Main brush + 1 side brush	Main brush + 2 side brushes	Collection tank	Main working capacity	Packaging	Weight with packaging	Weight with packaging	Pcs / pallet
					mm / inc	mm / inc	mm / inc						
0.061.0005	SWL R 850 ET	133	electric	hydraulic	650/25.59	850/33.46	-	55/14.53	4900/52743	115x80x120/45x31x47	186	409	1
0.061.0006	SWL R 1000 ET	134	electric	hydraulic	700/27.56	920/36.22	1230/48.42	62/16.38	6200/66735	143x91x114/56x36x45	260	572	1
0.061.0007	SWL R 1000 ST	134	gasoline motor	hydraulic	700/27.56	920/36.22	1230/48.42	62/16.38	8280/89124	143x91x114/56x36x45	300	660	1
0.061.0008	SWL R 1000 ET BINUP	135	electric	hydraulic	700/27.56	920/36.22	1230/48.42	62/16.38	6200/66735	163x91x114/66x36x45	310	682	1
0.061.0009	SWL R 1000 ST BINUP	135	gasoline motor	hydraulic	700/27.56	920/36.22	1230/48.42	62/16.38	8280/89124	163x91x114/66x36x45	350	770	1



سيارات كهربائية بطاريات قابلة للشحن لنظافة
الرخام - السيراميك جميع الارضيات الصلبة
باشامبو فرك ودعك وشطف للمياه والاسواخ
اوروبية الصنع ضمان عام على قطع الغيار
والصيانة مقاسات متعددة وموديلات حديثة



شركة الكون النرويجية للمعدات المحدودة
الكون لبيع الأجهزة الكهربائية

مغاسل المفروشات - مغاسل السيارات - أجهزة صيانة السيارات - أجهزة صناعية

ت: ٢٠٦٣٦١٣ ف: ٦٦٨٧٤٣٤ ج: ٠٥٩١٠٠٨٠٣٢ - ٠٥٦٤٦٤٢٨١٤ - ٠٥٩٥٠١١٢٨١



Hyper M

Hyper



Detergent solution tank cap

With Polyurethane squeegee and wheels

Standard accessories:

PP brushes code	5.511.1168
Front PUR squeegee strip	4.508.0901
Rear PUR squeegee strip	4.508.0900
Battery charger	0.108.0049

- Easy squeegee regulation without tools.
- Movable squeegee shock-proof.
- Tool les inspection able solution filter

- On-board battery charger
- Direct brake on the wheel.

- User friendly control panel: forward speed setting, scrubbing and vacuuming selectors, battery charge indicator, traction direction indicator, key main switch

Optional:

- brushes
- pad holder
- Pad
- Batteries

Hyper M 75BT	
code	8.517.0107
power supply	24V
scrubbing/squeegee width	750 / 900 mm
max working capacity	5,7 km/h - 4275 m ² /h
detergent tank capacity	88 l / 23,25 gal
recovery tank capacity stop/total	91-95 l / 24,04-25 gal
Traction	automatic / 300W
RPM/pressure on the brushes	150 - 43,5kg/95,9lb
brush motor power	1000W
detergent solution system	mech./solenoid valve
depression/vacuum motor	1733mmH ₂ O / 550W
dimensions/weight	133x80x117cm/153kg



شركة الكون النرويجية للتجهيزات المحدودة

الكون لبيع الأجهزة الكهربائية

مغاسل المفروشات - مغاسل السيارات - أجهزة صيانة السيارات - أجهزة صناعية

ت: ٢٠٦٣٦١٣ ف: ٦٦٨٧٤٣٤ ج: ٠٥٩١٠٠٨٠٣٢ - ٠٥٦٤٦٤٢٨١٤ - ٠٥٦٤٦٤٢٨١٤ - ٠٥٩٥٠١١٢٨١

جهاز غسيل ارضيات فرك ودعك شامبو

اجهزة صناعية متخصصة في غسيل السيارات - الأرضيات وجميع المسطحات بالضغط العالي بالماء والشامبو بقوة ضغط متعددة



Code	Model	Page	Operating pressure (max. pressure)		Delivery rate	Delivery rate	Absorbed power	RPM	Voltage	Max inlet water temperature	Weight with packaging	Packaging	Pieces for pallet
			bar (max bar)	psi (max psi)									
8.626.0004	MCHPV 2021 LP RA	21	30-200	435-2900	630-1260	2.77-5.55	9400	1450	400-50	40	55/121	75x50 h 35	9(120x80)
8.626.0005	MCHPX 1211 LP	21	30-120(150)	435-1740(2175)	345-660	1.52-2.91	3000	1450	230-50	40	40/88	75x50 h 35	9(120x80)
8.626.0006	MCHPX 1515 LP RA	21	30-150	435-2175	345-900	1.52-3.96	5000	1450	400-50	40	45/99	75x50 h 35	9(120x80)
8.626.0007	MCHPX 2015 LP RA	21	30-200	435-2900	450-900	1.98-3.96	7000	1450	400-50	40	50/110	75x50 h 35	9(120x80)
8.626.0008	MCHPX 2021 LP RA	21	30-200	435-2900	630-1260	2.77-5.55	9400	1450	400-50	40	55/121	75x50 h 35	9(120x80)
8.651.0002	MAGNUM 2030 LP	23	30-200	435-2900	900-1800	3.96-7.94	13000	1450	400-50	40	150/330	128x75 h 123	1 (120x80)
8.601.0107	THERMIC 5H	24	30-160	435-2320	285-570	1.26-2.51	5 hp	3000	-	40	30/66	59x49 h 59	8 (120x80)
8.601.0148C	INDEPENDENT 2800	25	30-200	435-2900	285-630	1.26-2.77	6,5 hp	3600	-	40	40/88	47x57 h 57	8 (120x80)
8.601.0134C	THERMIC 9	26	30-200	435-2900	450-780	1.98-3.44	9 hp	3400	-	40	45/99	70x52 h 70	9 (120x80)
8.601.0111	THERMIC 10 D	27	30-180	435-2465	510-1020	2.25-4.49	10 hp	1600	-	40	95/209	103,73 h 100	1 (120x80)
8.601.0115	THERMIC 11H	28	30-200	435-2900	540-1080	2.38-4.76	11 hp	1700	-	40	64/141	104x66 h 90	1 (120x80)
8.601.0133	THERMIC 13H 2518	29	30-250	435-3625	510-1080	2.38-4.76	13cv	1700	-	40	61/134	100x66 h 92	8 (120x113)



Special voltage
220V & 380V~60 Hz

8.664.0004C	PARTNER 1210 LP	11	100 (130)	1450 (1885)	345-600	1.52-2.64	1700	3400	110/220-60	40	14/31	47x32 h 27	49(120-100)
8.663.0002	OREGON 1509 XP	13	130 (145)	1885 (2102)	480-900	2.1-3.96	2600	3400	220-60	40	25/55	38x39h71	18(120x80)
8.613.0005	LXM 1211M	14	100 (120)	1450 (1740)	450-780	1.98-3.44	3300	3400	220-60	40	32/70	60x37,5h74	12(120x80)
8.613.0026	LXM 160M	14	160 (200)	2320 (2900)	325-510	1.43-2.25	3300	1700	220-60	40	32/70	60x37,5h74	12(120x80)
8.613.0014	LXM 170T	14	50-170	725-2465	350-800	1.54-3.52	4700	1700	3ph 220-60	40	32/70	60x37,5h74	12(120x80)
8.613.0034	LXM 170T	14	50-170	725-2465	350-800	1.54-3.52	4700	1700	380-60	40	32/70	60x37,5h74	12(120x80)
8.665.0004	ARIZONA 1209	15	120 (150)	1740(2175)	345-510	1.52-2.23	2300	1700	220-60	40	24/53	60x38 h 72	12(120x80)
8.659.0002	DANUBIO 1211	17	120 (150)	1740-2175	345-660	1.52-2.91	3000	1700	220-60	40	36/79	75x40h62	9(120x80)
8.659.0010	DANUBIO 1511	18	30-150	435-2175	345-660	1.52-2.91	4000	1700	3ph 220-60	40	36/79	75x40h62	9(120x80)
8.659.0027	DANUBIO 1511	18	30-150	435-2175	345-660	1.52-2.91	4000	1700	380-60	40	36/79	75x40h62	9(120x80)
8.659.0026	DANUBIO 2013	18	200 (230)	2900-3335	450-780	1.98-3.44	6800	1700	3ph 220-60	40	36/79	75x40h62	9(120x80)
8.659.0028	DANUBIO 2013	18	200 (230)	2900-3335	450-780	1.98-3.44	6800	1700	380-60	40	36/79	75x40h62	9(120x80)
8.657.0608	MICHIGAN 1211	19	120 (150)	1740-2175	345-660	1.52-2.91	3000	1700	220-60	40	51/112	50x60h107	1(120x80)
8.657.0612	MICHIGAN 2013	19	200 (230)	2900-3335	450-780	1.98-3.44	6800	1700	3ph 220-60	40	53/117	50x60h107	1(120x80)
8.657.0621	MICHIGAN 2013	19	200 (230)	2900-3335	450-780	1.98-3.44	6800	1700	380-60	40	53/117	50x60h107	1(120x80)
8.654.0012	COLUMBIA 1211	20	100 (120)	1450 (1740)	450-780	1.98-3.44	3300	1700	220-60	40	47/103	55x62H58	12(120X100)
8.654.0014	COLUMBIA 2018	20	30-200	435-2900	540-1080	2.38-4.78	8400	1700	3ph 220-60	40	51/112	55x62H58	12(120X100)
8.654.0009	COLUMBIA 2018	20	30-200	435-2900	540-1080	2.38-4.78	8400	1700	380-60	40	51/112	55x62H58	12(120X100)
8.654.0049	COLUMBIA 2013	20	200 (230)	2900-3335	450-780	1.98-3.44	6800	1700	3ph 220-60	40	51/112	55x62H58	12(120X100)
8.654.0050	COLUMBIA 2013	20	200 (230)	2900-3335	450-780	1.98-3.44	6800	1700	380-60	40	51/112	55x62H58	12(120X100)
8.626.0009	MCHPV 1211	21	120 (150)	1740-2175	345-660	1.52-2.91	3000	1700	220-60	40	40/88	75x50H35	9(120x80)
8.656.0021	MCHPV 2013	21	200 (230)	2900-3335	450-780	1.98-3.44	6800	1700	3ph 220-60	40	50/110	75x50H35	9(120x80)
8.626.0010	MCHPV 2018	21	30-200	435-2900	540-1080	2.38-4.78	8400	1700	380-60	40	50/110	75x50H35	9(120x80)
8.626.0022	MCHPV 2018	21	30-200	435-2900	540-1080	2.38-4.78	8400	1700	3ph 220-60	40	50/110	75x50H35	9(120x80)



شركة الكون النرويجية للتجهيزات المحدودة الكون لبيع الأجهزة الكهربائية مفاسل المفروشات - مفاسل السيارات - أجهزة صيانة السيارات - أجهزة صناعية

ت: ٢٠٦٣٦١٣ ف: ٦٦٨٧٤٣٤ ج: ٠٥٩١٠٠٨٠٣٢ - ٠٥٦٤٦٤٢٨١٤ - ٠٥٩٥٠١١٢٨١

جهاز غسيل سجاد - موكيت - باطرمة ستائر
فرش سيارات بالبخار وشامبو سهل الاستخدام
Vacuum steam generator

NEW

GV Etna 3000

Powerful vacuum motor

Blower available

Boiler 3 kW inox AISI 304
Thickness 25/10

Steam regulation

Drain hose

Chemical or water selector

Tank for detergents and water

Chemical/water pump

Low water level warning light

Wheels suitable for food processing area

Ready steam warning light

Stainless steel body AISI 304

Recovery tank capacity 64 l

24h

DETERGENT TANK

PRESSURE GAUGE

bar

WASHABLE

Standard accessories:

4mt

You Tube Watch the video on youtube: www.youtube.com/lavorpro



- Boiler is refilled continuously.



- Drain hose system.



- Device for using chemicals and detergents mixed with steam.
- Washable filter code 5.212.0021.



GV Etna 3000	
Code	8.451.0005
Abs. power	3 Kw / 230V - 50Hz (Ph1)
Max pressure/temperature	6 bar / 158° C
Steam production	3.5 Kg/h
Boiler type/volume	inox AISI 304 / 4l. - Thickness 25/10
Water tank/deterg. tank capacity	5 l. / 5 l.
Vacuum motor	1100 W
Depression	20.39 kPa / 2000 mmH2O
Air flow	220 m3/h
Cable lenght	6 m
Noise level	73 dB(A)
Dimensions / weight	630x540x880 / 32 Kg - 70.54 lbs



شركة الكون النرويجية للتجهيزات المحدودة
الكون لبيع الأجهزة الكهربائية

مغاسل المفروشات - مغاسل السيارات - أجهزة صيانة السيارات - أجهزة صناعية

ت: ٢٠٦٣٦١٣ ف: ٦٦٨٧٤٣٤ ج: ٠٥٩١٠٠٨٠٣٢ - ٠٥٦٤٦٤٢٨١٤ - ٠٥٩٥٠١١٢٨١

Recovery tank inspection cover and filter

SCL Comfort XS Essential

Seat with operator safety device

Detachable control panel

Recovery tank

Solution water dosing lever

Detergent solution tank

Traction control pedal

Front traction wheel



Standard accessories:

PP brushes

Squeegee blades



- Wide battery compartment.



- Recovery tank inspection cover and filter.
- Antifoam device.



- Mechanical squeegee and brush plate lifting/lowering system

Optional:



Brushes



Pad holders



Pads



Tubular batteries



GEL batteries

0.108.0002
Battery charger

	COMFORT XS 75 Essential	COMFORT XS 75
Code	8.574.2001	8.574.3001
Power supply	24V	24V
Scrubbing/squeegee width	750 / 900 mm	750 / 900 mm
Max speed/working capacity	5 km/h - 3750m ² /h	5 km/h - 3750m ² /h
Detergent solution tank capacity	110 l	110 l
Recovery tank capacity	130 / 155 l	130 / 155 l
Traction type/traction motor power	anteriore-front / 600W	anteriore-front / 600W
RPM - pressure on the brushes	150 / 50 kg	150 / 50 kg
Brush motor power	1000W	1000W
Max gradient empty/full tank	13 / 10%	13 / 10%
Depression/vacuum motor power	1734 mmH ₂ O / 480W	1734 mmH ₂ O / 480W
Machine dimensions/weight	146x81x138cm/168kg	146x81x138cm/300kg



شركة الكون النموذجية للمعدات المحدودة

الكون لبيع الأجهزة الكهربائية

مغاسل المفروشات - مغاسل السيارات - أجهزة صيانة السيارات - أجهزة صناعية

ت: ٢٠٦٣٦١٣ ف: ٦٦٨٧٤٣٤ ج: ٠٥٩١٠٠٨٠٣٢ - ٠٥٦٤٦٤٢٨١٤ - ٠٥٩٥٠١١٢٨١



SDM 35 G
SDM 45 G
SDM 53 G



154



350




Model
SDM 45G 35-180


Accessories and brushes are not included. For available accessories refer to accessories pages.



- Wet-scrubbing and stripping.
- Easy to handle, practical and light.



- Transmission: satellite planetary gearbox



- Strong handle joint

Optional:

- 0.955.0001-10 | detergent tank
- 0.955.0002 | spray system



	SDM 35G 15-100	SDM 45G 15-130	SDM 45G 15-180	SDM 45G 35-180	SDM 53G 15-180
code	0.055.0201	0.055.0203	0.055.0204	0.055.0207	0.055.0206
type	low speed	low speed	low speed	medium speed	medium speed
brush speed	154 RPM	154 RPM	154 RPM	350 RPM	154 RPM
scrubbing width	330 mm	430 mm	430 mm	430 mm	505 mm
voltage	230V / 50HZ	230V / 50HZ	230V / 50HZ	230V / 50HZ	230V / 50HZ
abs. power	1000 W	1300 W	1800 W	1800 W	1800 W
transmission			satellite planetary gearbox		
brush contact pressure	36,7 g/cm ²	40,8 g/cm ²	41,3 g/cm ²	44,3 g/cm ²	34,9 g/cm ²
noise level	54 dB(A)	54 dB(A)	54 dB(A)	56 dB(A)	54 dB(A)
cable length	10 m	12 m	15 m	15 m	15 m
body height	220 mm	280 mm	280 mm	280 mm	280 mm
dimensions / weight	43x34x112 cm / 28 Kg	54,2x42,5x120 cm / 36Kg	54,2x42,5x120 cm / 37 Kg	54,2x42,5x120 cm / 38 Kg	62,5x50,5x120 cm / 41 Kg



شركة الكون النرويجية للتجهيزات المحدودة
الكون لبيع الأجهزة الكهربائية
مغاسل المفروشات - مغاسل السيارات - أجهزة صيانة السيارات - أجهزة صناعية



Ergonomic handle

Accessory holder

Hose-reel

Cable holder

RENO

High pressure cleaner with adjustable flow rate




T.S. Total Spray



Standard equipment:

- Gun with rotating coupling.
- Lance with 4 nozzles.
- Power cable 5 m
- High pressure hose 8 m



- Double washing system high pressure for tough dirt high flow rate for cleaning dirt off large surface areas (till 1.5 l/min)



- Lance with 4 nozzles:
 - vacuum detergent
 - high flow rate
 - high pressure



- Detergent tank.

Optional:

- Available other accessories (see Accessoires pages).

Reno 1315

Code	8.658.0003
operat. pressure/max	130 bar /max145 bar
operat. pressure/max	1885 psi / max 2102 psi
delivery rate	480÷900 l/h
delivery rate	2.1÷3.96 GPM
abs. power/voltage	2600W - 230V~50Hz 1 ph
RPM	2800 RPM
detergent tank	1,8 l. /0.47 gal
inlet max temperature	40 °C
machine dimensions	33x36x92 cm
machine weight	23 Kg /50.6 lbs



شركة الكون النموذجية للمعدات المحدودة الكون لبيع الأجهزة الكهربائية

مفاسل المفروشات - مفاسل السيارات - أجهزة صيانة السيارات - أجهزة صناعية

ت: ٢٠٦٣٦١٣ ف: ٦٦٨٧٤٣٤ ج: ٠٥٩١٠٠٨٠٣٢ - ٠٥٦٤٦٤٢٨١٤ - ٠٩٥٥٠١١٢٨١

جهاز غسيل ضغط عالي ماء فاطر متعدد الاستخدام لغسيل الارضيات المساحات الكبيرة المسالخ - المطابخ - المستشفيات

Ergonomic handle

NEW



California LP

Power cable holder

Hose reel
(Available only
on 8.666.0002)

Pressure regulator

Detergent tank



Available from February 2012



TS Total Size



Standard equipment:

- Gun with rotating coupling.
- Metal lance with nozzle quick connection.
- Nozzle set.
- Power cable 5 m
- High pressure hose 8 m



- Lance with nozzle quick connection + nozzle set: suction of the detergent and different angles of the jet, 0°, 15°, 25°, 40°.

Optional:

- Code: **8.666.0002**
California 1109 LP with high-pressure hose-reel (10 m hose)

California 1109 LP

Code	8.666.0001
operat. pressure/max	110 bar (140 bar max)
operat. pressure/max	1595 psi (max 2030)
delivery rate	540 l/h
delivery rate	2,3 GPM
abs. power/voltage	2300 W - 230V~50Hz 1 ph
Motorpump type	MP2
RPM	2800 RPM
detergent tank	4 l. / 1,05 gal
inlet max temperature	40 °C
machine dimensions	59x37x87 cm
machine weight	22 Kg / 48,4 lbs



شركة الكون النموذجية للمعدات المحدودة

الكون لبيع الأجهزة الكهربائية

مغاسل المفروشات - مغاسل السيارات - أجهزة صيانة السيارات - أجهزة صناعية

ت: ٢٠٦٢٦١٣ ف: ٦٦٨٧٤٣٤ ج: ٠٥٩١٠٠٨٠٣٢ - ٠٥٦٤٦٤٢٨١٤ - ٠٥٩٥٠١١٢٨١

Hot water high-pressure cleaner

جهاز متعدد الإستخدام للغسيل الحار ضغط عالي صناعة اوروبية عالمية متحركة قوة تحمل عالية تستخدم للنظافة العامة والتعقيم

Mississippi XP



WOBBLER PLATE
PLURIP

DETERGENT
1 TRADIC

PRESSURE
REGULATOR

PRESSURE GAUGE

DETERGENT MISSISSIPPI 1310 XP DP

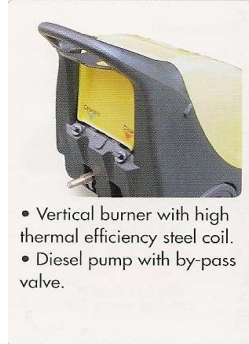
DETERGENT MISSISSIPPI 1310 XP

TS Local Stop

700 mm 400 mm

Standard equipment:

- Gun with rotating coupling.
- Lance with nozzle-holder.
- Power cable 3 m
- High pressure hose 8 m



- Vertical burner with high thermal efficiency steel coil.
- Diesel pump with by-pass valve.



Optional:

- Available other accessories (see Accessoires pages).

VERSION
60
Hz
AVAILABLE
DETAILS PAGE 33

	MISSISSIPPI 1310 XP	MISSISSIPPI 1310 XP DP
Code	8.625.0001	8.625.0002
operat. pressure/max	130 bar (max150 bar)	130 bar (max150 bar)
operat. pressure/max	1885 psi (max2175)	1885 psi (max2175)
delivery rate	600 l/h	600 l/h
delivery rate	2.64 GPM	2.64 GPM
abs. power/voltage	3000W - 230V~50Hz 1 ph	3000W - 230V~50Hz 1 ph
Motorpump type / RPM	MPBX2 / 2800	MPBX2 / 2800
diesel tank/detergent tank	14/2,5 l.- 3.7/0.66gal	14/2,5 l.- 3.7/0.66gal
max temp. inlet/outlet	40 °C / 90 °C	40 °C / 90 °C
fuel consumption/heat output	2,83 l/h - 0.75 gal/h / 38 kW	2,83 l/h - 0.75 gal/h / 38 kW
machine dimensions	80x55x83 cm	80x55x83 cm
machine weight	54 Kg / 121 lbs	54 Kg / 121 lbs



شركة الكون النموذجية للمعدات المحدودة
الكون لبيع الأجهزة الكهربائية
مغاسل المفروشات - مغاسل السيارات - أجهزة صيانة السيارات - أجهزة صناعية

اجهزة ضغط عالي حار بقوة ضغط عالية حار متعدد الاستخدام متحرك Hot water high-pressure cleaner

Hyper L


Panel with analogic controls

Easy access to main mechanical components

Heavy frame



Hyper L (three phase)



Standard equipment:


- Gun with rotating coupling.
- S/S lance with nozzle-holder.
- Power cable 5 m
- High pressure hose 10 m

Optional:

- Hose-reel with brake (hose not included) cod.6.608.0018



- Rotating coupling, soft opening even at 200 bar, ball quick coupling for lance



- 4 poles (1450rpm) electric motor with: water cooling
- Main pump components are interchangeable with some other pump manufacturer.



- Integrated elastic joint, for best pump coupling.

	HYPER L 1515 LP	HYPER L 2015 LP	HYPER L 2021 LP
Code	8.621.0907	8.621.0908	8.621.0928
operat. pressure/max	30±150 bar	30±200 bar	30±200 bar
operat. pressure/max	435±2175 psi	435±2900 psi	435±2900 psi
delivery rate	345±900 l/h	450±900 l/h	630±1260 l/h
delivery rate	1.52±3.96 GPM	1.98±3.96 GPM	2.77±5.55 GPM
abs. power/voltage	5500W-400V-50Hz 3 ph	7300W-400V-50Hz 3 ph	9700W-400V-50Hz 3 ph
Motorpump type / RPM	CL5 / 1450	CL5 / 1450	CL5 / 1450
diesel tank/detergent tank	18/3,0 l.-4.8/0.79 gal	18/3,0 l.-4.8/0.79 gal	18/3,0 l.-4.8/0.79 gal
max temp. inlet/outlet	40 °C / 140 °C	40 °C / 140 °C	40 °C / 140 °C
fuel consumption/heat output	5,6 l/h -1,5 gal/h / 74 kW	5,6 l/h -1,5 gal/h / 74 kW	5,6 l/h -1,5 gal/h / 74 kW
machine dimensions	94x65x90 cm	94x65x90 cm	94x65x90 cm
machine weight	133 kg / 292.6 lbs	135 kg / 297 lbs	135 kg / 297 lbs



شركة الكون النرويجية للتجهيزات المحدودة
الكون لبيع الاجهزة الكهربائية
مغاسل المفروشات - مغاسل السيارات - اجهزة صيانة السيارات - اجهزة صناعية

ت: ٢٠٦٣٦١٣ ف: ٦٦٨٧٤٣٤ ج: ٠٥٩١٠٠٨٠٣٢ - ٠٥٦٤٦٤٢٨١٤ - ٠٥٩٥٠١١٢٨١

www.alkonesuperclean.com
sales@alkonesuperclean.com

شركة الكون النموذجية للتجهيزات المحدودة Alkone Co., Ltd



Code	Model	Forge	Opening pressure (max. pressure)	Opening pressure (max. pressure)	Delivery rate	Delivery rate	Absorbed power	RPM	Voltage	Max. inlet water temperature	Weight with packaging	Packaging	Pieces for pallet
			bar (max bar)	psi (max psi)	l/h	GPM	W	RPM	V - Hz	°C	Kg/lbs	cm	n° (cm x cm)
8.658.0003	RENO 1315 XP	10	130 (145)	1885 (2102)	480÷900	2.1÷3.96	2600	2800	230-50	40	25/55	39x39 h 71	18 (120x80)
8.664.0001C	PARTNER 1210 LP	11	110 (130)	1595 (1885)	345÷600	1.52÷2.64	2200	2800	230-50	40	14/31	47x32 h 27	49 (120x100)
8.666.0001	CALIFORNIA 1109 LP	12	110 (140)	1595 (2030)	345÷540	1.52÷2.38	2300	2800	230-50	40	29/64	60x38 h 72	12 (120x80)
8.663.0001	OREGON 1509 XP	13	150 (190)	2175 (2755)	345÷540	1.52÷2.38	2800	2800	230-50	40	29/64	34x38 h 100	18 (120x80)
8.613.0001	LMX 1211 XP	14	50÷120 (150)	725÷1740 (2175)	345÷660	1.52÷2.91	3300	2800	230-50	40	32/70	60x37,5 h 74	12 (120x80)
8.613.0023	LMX 1509 XP	14	50÷150 (170)	725÷1740 (2465)	345÷540	1.52÷2.38	3300	2800	230-50	40	32/70	60x37,5 h 74	12 (120x80)
8.613.0015	LMX 2007 XP	14	50÷200 (220)	725÷2900 (3190)	345÷420	1.52÷1.85	3300	2800	230-50	40	32/70	60x37,5 h 74	12 (120x80)
8.613.0028	LMX 1713 XP	14	50÷170	725÷2900	345÷780	1.52÷3.43	4700	2800	400-50	40	32/70	60x37,5 h 74	12 (120x80)
8.613.0003	LMX 2011 XP	14	50÷200	725÷2900	345÷660	1.52÷2.91	4700	2800	400-50	40	32/70	60x37,5 h 74	12 (120x80)
8.665.0001	ARIZONA 1209	15	120 (150)	1740 (2175)	345÷510	1.52÷2.23	2300	1450	230-50	40	24/53	60x38 h 72	12 (120x80)
8.662.0001	GARAGE 1211 LP	16	30÷120 (150)	435÷1740 (2175)	345÷660	1.52÷2.91	3000	1450	230-50	40	30/66	60x40 h 40	20 (120x80)
8.662.0002	GARAGE 1612 LP	16	30÷160	435÷2320	345÷720	1.52÷3.17	4000	1450	400-50	40	31/69	60x40 h 40	20 (120x80)
8.659.0001	DANUBIO 1211 LP	17	30÷120 (150)	435÷1740 (2175)	345÷660	1.52÷2.91	3000	1450	230-50	40	36/79	75x40 h 62	9 (120x80)
8.659.0009	DANUBIO 1510 LP	17	30÷150 (160)	435÷2175 (2320)	345÷540	1.52÷2.38	3000	1450	230-50	40	36/79	75x40 h 62	9 (120x80)
8.659.0003	DANUBIO 1612 LP	18	30÷160	435÷2320	345÷720	1.52÷3.17	4000	1450	400-50	40	36/79	75x40 h 62	9 (120x80)
8.659.0012	DANUBIO 1515 LP	18	30÷150	435÷2175	450÷900	1.98÷3.96	5000	1450	400-50	40	46/101	75x40 h 62	9 (120x80)
8.659.0013	DANUBIO 2015 LP	18	30÷200	435÷2900	450÷900	1.98÷3.96	7000	1450	400-50	40	47/103	75x40 h 62	9 (120x80)
8.657.0606	MICHIGAN 1211 LP	19	30÷125 (150)	435÷1812 (2175)	320÷660	1.41÷2.91	3000	1450	230-50	40	51/112	50x60 h 107	1 (120x80)
8.657.0619	MICHIGAN 1211 LP (*)	19	30÷125 (150)	435÷1812 (2175)	320÷660	1.41÷2.91	3000	1450	230-50	40	51/112	50x60 h 107	1 (120x80)
8.657.0601	MICHIGAN 1515 LP RA	19	30÷150	435÷2175	450÷900	1.98÷3.96	5000	1450	400-50	40	53/117	50x60 h 107	1 (120x80)
8.657.0609	MICHIGAN 1515 LP RA (*)	19	30÷150	435÷2175	450÷900	1.98÷3.96	5000	1450	400-50	40	53/117	50x60 h 107	1 (120x80)
8.657.0602	MICHIGAN 2015 LP RA	19	30÷200	435÷2900	450÷900	1.98÷3.96	7000	1450	400-50	40	55/121	50x60 h 107	1 (120x80)
8.657.0610	MICHIGAN 2015 LP RA (*)	19	30÷200	435÷2900	450÷900	1.98÷3.96	7000	1450	400-50	40	55/121	50x60 h 107	1 (120x80)
8.657.0603	MICHIGAN 2021 LP RA	19	30÷200	435÷2900	630÷1260	2.77÷5.55	9400	1450	400-50	40	75/165	50x60 h 107	1 (120x80)
8.657.0611	MICHIGAN 2021 LP RA (*)	19	30÷200	435÷2900	630÷1260	2.77÷5.55	9400	1450	400-50	40	75/165	50x60 h 107	1 (120x80)
8.657.0630	MICHIGAN 2515 LP RA	19	30÷250	435÷3600	450÷900	1.52÷3.96	8500	1450	400-50	40	75/165	50x60 h 107	1 (120x80)
8.657.0631	MICHIGAN 2515 LP RA (*)	19	30÷250	435÷3600	450÷900	1.52÷3.96	8500	1450	400-50	40	75/165	50x60 h 107	1 (120x80)
8.654.0001	COLUMBIA 1211 LP	20	30÷125 (150)	435÷1812 (2175)	345÷660	1.52÷2.91	3000	1450	230-50	40	47/103	55x62 h 58	12 (120x100)
8.654.0002	COLUMBIA 1515 LP RA	20	30÷150	435÷2175	345÷900	1.52÷3.96	5000	1450	400-50	40	47/103	55x62 h 58	12 (120x100)
8.654.0003	COLUMBIA 2015 LP RA	20	30÷200	435÷2900	450÷900	1.98÷3.96	7000	1450	400-50	40	50/110	55x62 h 58	12 (120x100)
8.654.0015	COLUMBIA 2021 LP RA	20	30÷200	435÷2900	630÷1260	2.77÷5.55	9400	1450	400-50	40	55/121	55x62 h 58	12 (120x100)
8.654.0034	HYPER C 1211 LP	22	30÷125	435÷1812	345÷660	1.52÷2.91	3000	1450	230-50	40	44/97	50x90 h 83	12 (120x100)
8.654.0033	HYPER C 1515 LP RA	22	30÷150	435÷2175	450÷900	1.98÷3.96	5000	1450	400-50	40	44/97	50x90 h 83	12 (120x100)
8.654.0023	HYPER C 2015 LP RA	22	30÷200	435÷2900	450÷900	1.98÷3.96	7000	1450	400-50	40	48/106	50x90 h 83	12 (120x100)
8.654.0031	HYPER C 2021 LP RA	22	30÷200	435÷2900	630÷1260	2.77÷5.55	9400	1450	400-50	40	53/117	50x90 h 83	12 (120x100)
8.654.0053	HYPER C 2515 LP RA	22	30÷250	435÷3600	450÷900	1.52÷3.96	8500	1450	400-50	40	53/117	50x90 h 83	12 (120x100)
8.626.0001	MCHPV 1211 LP	21	30÷120 (150)	435÷1740 (2175)	345÷660	1.52÷2.91	3000	1450	230-50	40	40/88	75x50 h 35	9 (120x80)
8.626.0002	MCHPV 1515 LP RA	21	30÷150	435÷2175	345÷900	1.52÷3.96	5000	1450	400-50	40	45/99	75x50 h 35	9 (120x80)
8.626.0003	MCHPV 2015 LP RA	21	30÷200	435÷2900	450÷900	1.98÷3.96	7000	1450	400-50	40	50/110	75x50 h 35	9 (120x80)

www.alkonesuperclean.com
sales@alokonesuperclean.com

أجهزته ومعدات نظافته المنازل والسيارات

المملكة العربية السعودية - جدة شارع الرحيلي العام مخطط الرحيلي شمال مطار الملك عبد العزيز

أجهزة غسيل ضغط عالي متعددة الاستخدام اوروبية عالية الجودة

<http://www.magicromesystems.com/> sales@alkonesuperclean.com Saudi Arabia Jeddah

تليفون ٩٦٦٥٩١٠٠٨٠٣٢ مدير المعرض ٩٦٦٥٦٤٦٤٢٨١٤ المعرض ٩٦٦١٢٢٠٦٢٦٠٧ فاكس ٩٦٦١٢٦٦٨٧٤٢٤

Alkone Co., Ltd شركة الكون النرويجية للتجهيزات المحدودة

جهاز غسيل بالماء الحار ضغط عالي جدا متحرك
Hot water high-pressure cleaner اوروبي عالي الجودة لمغاسل السيارات والمسالخ

The hot water high-pressure cleaner is the best tool for tough or non water-soluble dirt removal. Suitable for different uses and ideal in several sectors like agriculture, food industry and primary and secondary building.



Excellent for machines washing like: tools, engines, farm tractors and means of transport (oily dirt); removal or animal and vegetable residuals (stables and food industry), washing of heavy building equipments (cement mixers, cranes, earth-moving equipments etc.). In the food industry has a perfect hygienising effect.

Why a hot water high-pressure cleaner?

It is necessary the use of a hot water high-pressure cleaner whenever it is necessary to degrease oily or particularly tough dirt in the shortest time possible. Washing efficiency of hot water is much higher than the cold water one (up to 50% higher on some kind of dirt), because heat assists dirt degrease. Heat effect on the surface produce also fast drying. With the use of a hot water high-pressure cleaner it is possible to have: shorter washing time (under the same kind of dirt), better degrease of non water-soluble dirt, shorter drying time and less quantity of chemical product used: in few words, lower cleaning fixed costs.

The boiler

It is a gas oil heater that raises water temperature coming out of the pump; the difference between inlet and outlet water temperature is technically indicated like DeltaT. Boiler dimensions, in other words coil and gas oil consumption, determine the thermal power of the burner.

Under the same conditions, increasing the delivery rate (quantity of water to be heated) the Delta T decreases proportionally. It is easy to understand why high pressure cleaners with higher delivery rates have more powerful burners: to grant the best operating temperature in each working condition. All our boilers have thermal output very high, near 90% or higher. This means that the relation between usable obtained power (Delta T impressed in water) and power consumption (gas oil) to produce that power is very high.

What changes among high-pressure cleaners with similar performances?

It is necessary to consider besides pressure and delivery rate also the standard equipment (dimensions and type), optional functions (antiscaling, total stop, etc.) and the manufacturing specifications (type of materials and applied technology). Nevertheless the most important aspect is the resistance to wear and tear and to continuous use, that raises progressively with the increase of manufacturing components specifications or moving up from a model to the next class one.



شركة الكون النرويجية للتجهيزات

www.alkonesuperclean.com
sales@alkonesuperclean.com

أجهزته ومعدات نظافته المنازل والسيارات

المملكة العربية السعودية - جدة شارع الرحيلي العام مخطط الرحيلي شمال مطار الملك عبد العزيز